

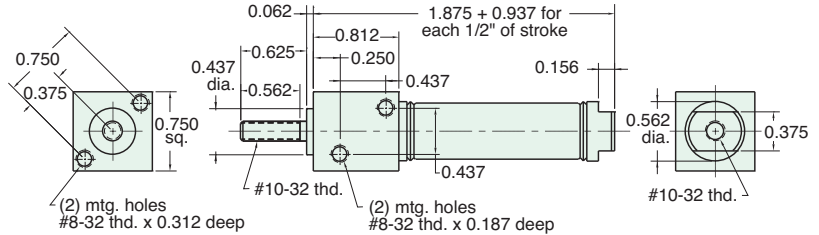


# 1/2" BORE STAINLESS STEEL CYLINDER

## FSR-08-□-□

Single Acting

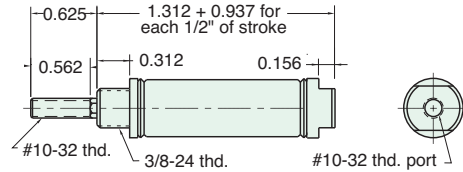
**Mount:** Front      **Standard Stroke Lengths:** 1/2", 1", 1-1/2", 2", 3", 4"  
**Type:** Rotating Rod      **Spring Compressed:** 2 lbs. **Spring At Rest:** 0.9 lbs.  
**Options:** M, B, W, V, N, S, H      **Maximum Stroke:** 23"  
For B option add 0.375  
For M option add 0.312  
For S option add 0.187



## SSN-08-□-□

Single Acting

**Mount:** Stud      **Standard Stroke Lengths:** 1/2", 1", 1-1/2", 2", 3", 4"  
**Type:** Non-Rotating Rod      **Spring Compressed:** 2 lbs. **Spring At Rest:** 0.9 lbs.  
**Options:** M, B, V, N, S, H      **Maximum Stroke:** 23"  
For B option add 0.500  
For M option add 0.312  
For S option add 0.187

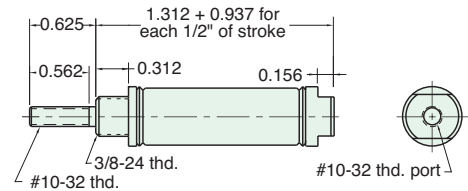


Nuts included, but not shown on drawing

## SSR-08-□-□

Single Acting

**Mount:** Stud      **Standard Stroke Lengths:** 1/2", 1", 1-1/2", 2", 3", 4"  
**Type:** Rotating Rod      **Spring Compressed:** 2 lbs. **Spring At Rest:** 0.9 lbs.  
**Options:** M, B, W, V, N, S, H      **Maximum Stroke:** 23"  
For B option add 0.500  
For M option add 0.312  
For S option add 0.187

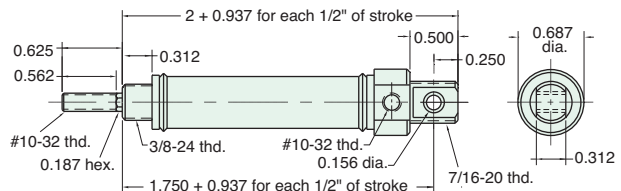


Nuts included, but not shown on drawing

## USN-08-□-□

Single Acting

**Mount:** Universal      **Standard Stroke Lengths:** 1/2", 1", 1-1/2", 2", 3", 4"  
**Type:** Non-Rotating Rod      **Spring Compressed:** 2 lbs. **Spring At Rest:** 0.9 lbs.  
**Options:** M, B, V, N, H, P6      **Maximum Stroke:** 23"  
For B option add 0.500  
For M option add 0.312



Furnished without nut(s). See Chart on Page 16.