

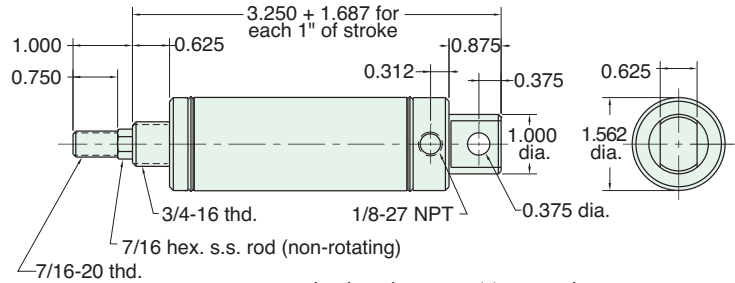
# 1 1/2" BORE STAINLESS STEEL CYLINDER



## CSN-24-□-□

Single Acting

**Mount:** Clevis      **Standard Stroke Lengths:** 1/2", 1", 1-1/2", 2", 3", 4"  
**Type:** Non-Rotating Rod      **Spring Compressed:** 10 lbs.      **Spring At Rest:** 4 1/2 lbs.  
**Options:** M, B, V, N, H, P6      **Maximum Stroke:** 24"      For M option add 0.125

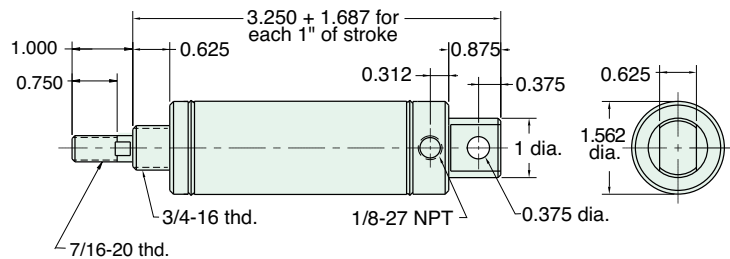


Furnished without nut(s). See Chart on Page 51.

## CSR-24-□-□

Single Acting

**Mount:** Clevis      **Standard Stroke Lengths:** 1/2", 1", 1-1/2", 2", 3", 4"  
**Type:** Rotating Rod      **Spring Compressed:** 10 lbs.      **Spring At Rest:** 4 1/2 lbs.  
**Options:** M, B, W, V, N, H, P6      **Maximum Stroke:** 24"      For M option add 0.125

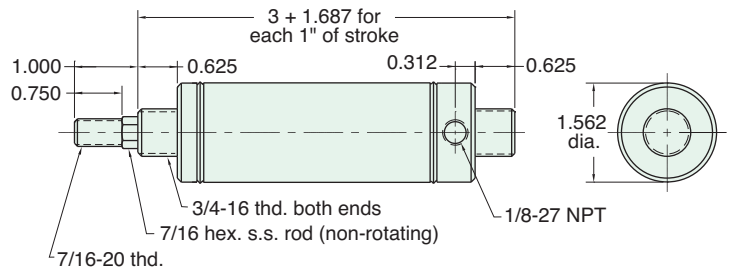


Furnished without nut(s). See Chart on Page 51.

## ESN-24-□-□

Single Acting

**Mount:** End      **Standard Stroke Lengths:** 1/2", 1", 1-1/2", 2", 3", 4"  
**Type:** Non-Rotating Rod      **Spring Compressed:** 10 lbs.      **Spring At Rest:** 4 1/2 lbs.  
**Options:** M, B, V, N, H      **Maximum Stroke:** 24"      For M option add 0.125

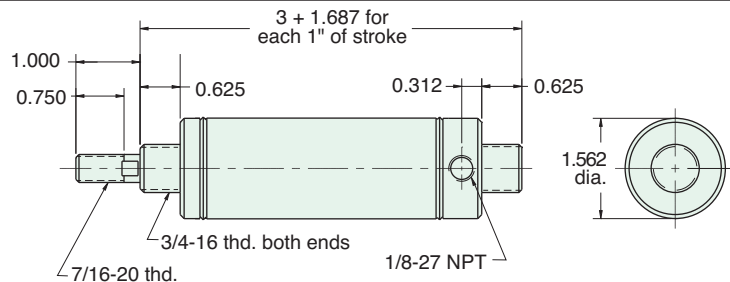


Nuts included, but not shown on drawing

## ESR-24-□-□

Single Acting

**Mount:** End      **Standard Stroke Lengths:** 1/2", 1", 1-1/2", 2", 3", 4"  
**Type:** Rotating Rod      **Spring Compressed:** 10 lbs.      **Spring At Rest:** 4 1/2 lbs.  
**Options:** M, B, W, V, N, H      **Maximum Stroke:** 15"      For M option add 0.125



Nut included, but not shown on drawing