



# 1 1/2" BORE STAINLESS STEEL CYLINDER

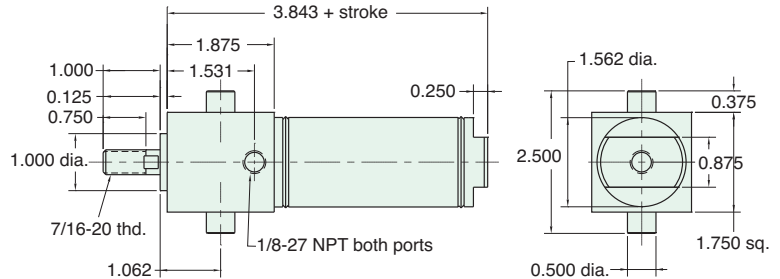
## TDR-24-□-□

Double Acting



**Mount:** Trunnion **Standard Stroke Lengths:** 1/2", 1", 1-1/2", 2", 3", 4", 5", 6"  
**Type:** Rotating Rod **Maximum Stroke:** 40"  
**Options:** M, B, W, V, N, D, P6, P7, P8

For S option add 0.187

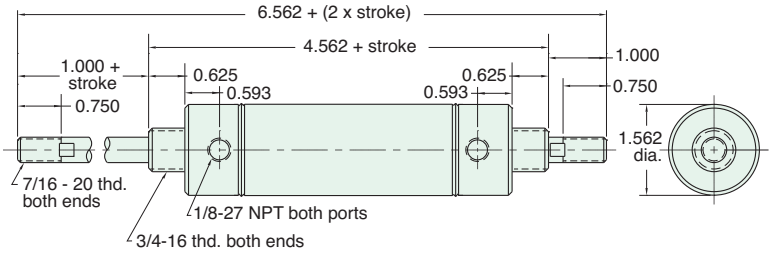


## SDD-24-□-□

Double Acting



**Mount:** Stud **Standard Stroke Lengths:** 1", 2", 3", 4", 5", 6", 8", 10", 12"  
**Type:** Double Rod **Maximum Stroke:** 19"  
**Options:** C, F, M, B, W, V, N, P6, P7, P8



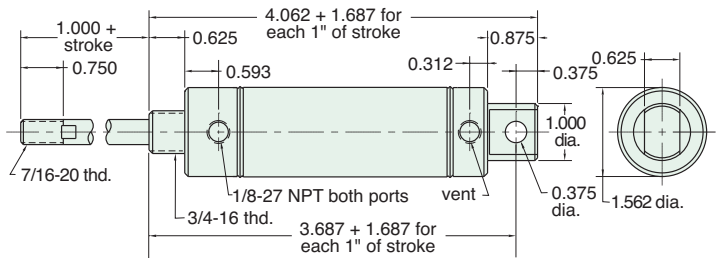
Nuts included, but not shown on drawing

## CRR-24-□-□

Reverse Acting



**Mount:** Clevis **Standard Stroke Lengths:** 1/2", 1", 1-1/2", 2", 3", 4"  
**Type:** Rotating Rod **Spring Compressed:** 10 lbs. **Spring At Rest:** 4 1/2 lbs.  
**Options:** M, B, W, V, N, H, P2, **Maximum Stroke:** 14"  
P3, P4, P5, P6, P7, P8



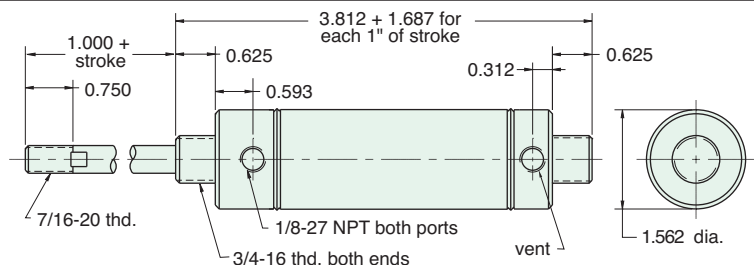
Furnished without nut(s). See Chart on Page 51.

## ERR-24-□-□

Reverse Acting



**Mount:** End **Standard Stroke Lengths:** 1/2", 1", 1-1/2", 2", 3", 4"  
**Type:** Rotating Rod **Spring Compressed:** 10 lbs. **Spring At Rest:** 4 1/2 lbs.  
**Options:** M, B, W, V, N, H **Maximum Stroke:** 14"



Nuts included, but not shown on drawing